

# SUSTAINABLE WATER MANAGEMENT

2020 FACT SHEET



## OUR 2020 GOAL AND PROGRESS

Our 2020 goals are to **improve the water intensity of our non-alcoholic beverages portfolio** so that we use no more than 1.95 litres of water per litre of finished product, and to **improve the water intensity of our alcoholic beverages portfolio** by 25 per cent (compared to 2013). In 2019, we achieved the goal of 1.95L/L for non-alcoholic beverages (as we did in 2018), and accomplished an 11.8 per cent improvement in water efficiency for alcoholic beverages.

## WATER IS A PRECIOUS RESOURCE AND WE ARE COMMITTED TO MANAGING WATER RESPONSIBLY AND SUSTAINABLY, NOT JUST FOR OUR OWN USE BUT FOR THE ONGOING USE OF THE COMMUNITIES IN WHICH WE OPERATE.

### Our commitment and approach

**As a regional beverages powerhouse, we recognise our responsibility to conduct operations sustainably. This includes how we use water. Water is an important and precious resource in our operations and product mix.**

Our commitment to minimising our environmental impacts is confirmed in both our *Water Policy* and *Human Rights Policy*. *ISO 14001 Environmental Management* certification at site level ensures the appropriate environmental management and stewardship of resources in daily operations.

Environmental performance, and water management, is monitored via regular internal and external audits, including audits conducted by The Coca-Cola Company, to ensure we meet stringent quality, safety and environment requirements.

We also follow our own, and partner, guidelines such as The Coca-Cola Company's *Supplier Guiding Principles* and Coca-Cola Amatil's *Responsible Sourcing Guidelines*. In addition, sustainable water management is included as part of supplier sustainability assessments, which cover most of Coca-Cola Amatil's key suppliers.

Each year we complete all mandatory external reporting. This includes the reporting required under the National Pollutant Inventory in Australia, as well as the voluntarily CDP Climate Change and CDP Water Security questionnaires.

Finally, we are committed – in partnership with The Coca-Cola Company – to replenish the equivalent of 100 per cent of the water we use in finished products via community water access and quality improvement programs.



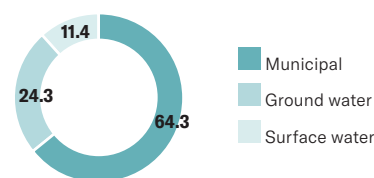
# 1.95 L/L

Target maintained for our non-alcoholic water usage ratio

# 290%<sup>1</sup>

Estimate of the amount of **water replenished** compared to the amount of water in our non-alcoholic products

### Water source by volume (Total 6,545ML)

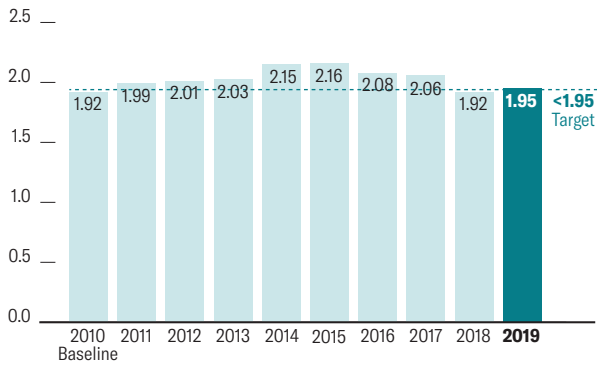


### DELIVERING WATER TO THE COMMUNITY IN INDONESIA

In the Cimanggung district, where an Amatil production facility is located, and which has been experiencing drought conditions, we supplied clean water to more than 200 families. Using three dedicated storage tanks, every day we returned ~36,000 litres of water to the local community.

<sup>1</sup> Indonesian replenishment data is an estimate based on the actual replenishment value in 2018.

**Water intensity non-alcoholic beverages**  
Litres of water used per litre of finished product



**Water stewardship**

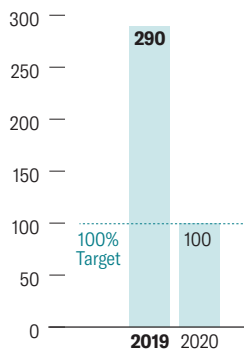
We conduct vulnerability assessments of the water sources for all our non-alcoholic bottling plants and have implemented management plans to ensure that these sources are sustainable – not only for our own operations but for the communities that rely on them. These plans are reviewed annually and updated every five years in light of the changes that may have occurred in our business, the climate, agricultural and community usage.

In 2019, we again achieved our non-alcoholic water usage ratio target of 1.95 L/L. We have a 2020 goal for alcoholic beverages to reduce the water usage ratio by 25 per cent compared to 2013. We achieved a reduction of 11.8 per cent in 2019. Additional efforts are required to achieve this goal by 2020. The total water we used in our manufacturing operations in 2019 was 6,545 megalitres – a 4.6 per cent increase compared to the prior year, with over 75 per cent of this coming from municipal water supplies.

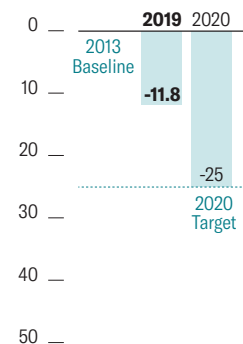
Together with The Coca-Cola Company we also implement water replenishment programs in most countries. In 2019, we estimate that we replenished over 9,178 megalitres, which is the equivalent of 290 per cent of the water used in our finished products.

In 2019, Coca-Cola Amatil’s Indonesian Bandung Plant was recognised as the most improved site in the Coca-Cola global bottling system in terms of its water usage ratio, after winning the prestigious Best Water Usage Ratio Award from The Coca-Cola Company. This significant achievement was a highlight for our Indonesian business and recognition of the focus and hard work of the Bandung team.

**Percentage of water replenishment vs water in finished product**  
%



**Percentage change in alcoholic beverage**  
% reduction from 2013 baseline



**WHAT IS A SOURCE VULNERABILITY ASSESSMENT?**

Under Amatil’s water policy, each potential water source is subject to a local Source Water Vulnerability Assessment (SVA) which is carried out by an independent hydrogeologist. The SVA assesses:

- the sustainability of the water source, including quality and quantity of water available for consumption; and
- any concerns or potential impact of the water extraction on other users such as communities, farmers, other industrial activities and irrigation.

Only sources which meet Coca-Cola Amatil’s local standards and The Coca-Cola Company’s global standards are acceptable for use. These rigorous assessments are conducted across all of Amatil’s non-alcoholic beverage operations in all countries of operation and are reviewed every five years. Work is currently underway to extend these assessments to our brewing and distillery facilities.

Each water source has a Source Water Protection Plan (SWPP) put in place to monitor ongoing water usage, which is reviewed annually. The purpose of this plan is to help preserve the sustainability of the local water source, and to identify relevant local stakeholders, such as municipal governments, to work collaboratively with, including to remediate any vulnerabilities uncovered in the SVA.

In addition, our SWPPs have in place water use metering to ensure we monitor our rates of extraction and any changes to water flows. The SVA and SWPP are continually monitored and updated during the time the source is in use. Where water sources are located in areas affected by drought, for example, we would cease or reduce extraction if our regular independent review processes recommended it.